

n a b



t a b



l a b



r a m



h a m .



S a m .



P

a

m.



b

a

d



h

a

d



p

a

d



d a d



m a d



b

a

g



n

a

g



t

a

g



r

a

g





w

a

g



c

a

n



m a n .



r a n



t a n



f a n



p a n



v a n



c

a

p



m

a

p



n a p



t a p



b

a

t



h

a

t



m a t



s a t





c

a

t



p

a

t



f a t



r a t



b

i

g



d

i


g



w i g

A solid green horizontal line with a green circle at the right end, serving as a baseline for the first row of handwriting practice.

f i g

A solid green horizontal line with a green circle at the right end, serving as a baseline for the second row of handwriting practice.

p i g

A tracing guide for the word 'pig'. The letters 'p', 'i', and 'g' are rendered in a large, black, sans-serif font. A solid green horizontal line runs across the bottom of the letters. A small green circle is positioned at the right end of this line. A purple dot is placed above the letter 'i' to indicate the starting point for writing.

b i n

A tracing guide for the word 'bin'. The letters 'b', 'i', and 'n' are rendered in a large, black, sans-serif font. A solid green horizontal line runs across the bottom of the letters. A small green circle is positioned at the right end of this line. A purple dot is placed above the letter 'i' to indicate the starting point for writing.

tin



pin



f i n



s i n



w i n



d i p





n i p



s i p



hip



tip


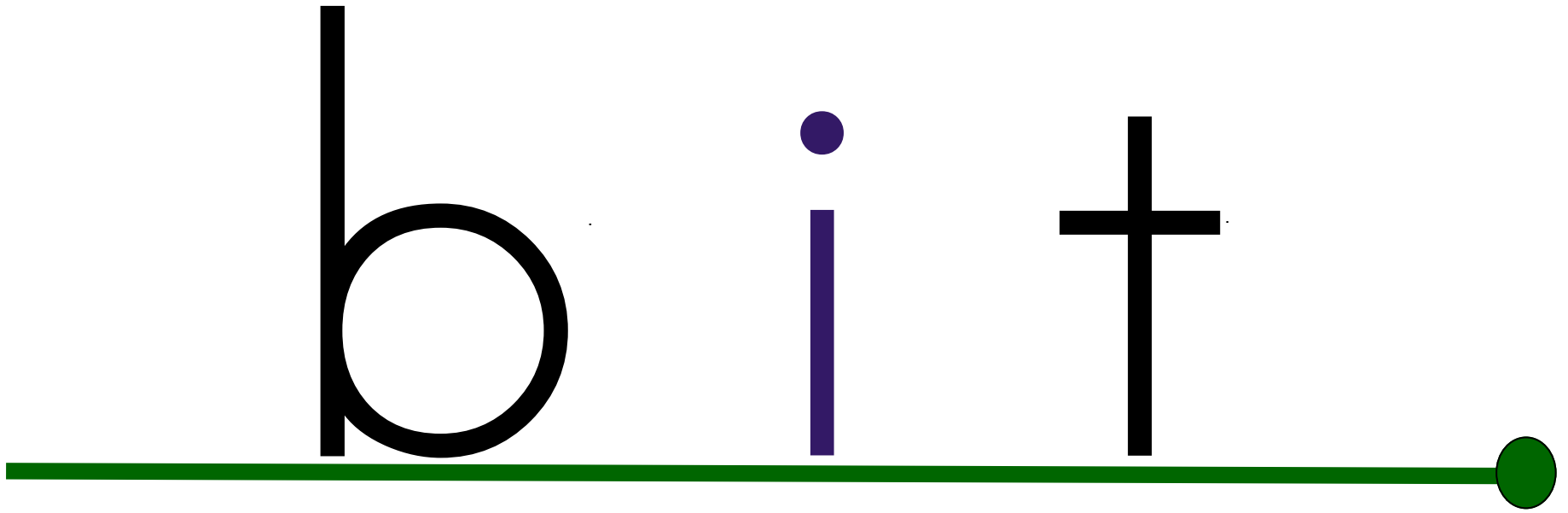


rip



zip





s i t



f i t



p

i

t



h

i

t



b e d



l e d



read.



read.





N e e d .



f e e d .



w e e d .



b e e g .



peg.

leg.

B e e n .



K e e n .



p e n



d e n



t e n .



h e n .



m e n .



b e t



l e e n



p e e t





w

e

t



g

e

t



m e t



j e t



s

e

t



n

e

t



m

o

p



c

o

p



p o p

A tracing exercise for the word 'pop'. The letters 'p', 'o', and 'p' are shown in a simple, bold font. The 'p's are black, and the 'o' is purple. A solid green horizontal line runs across the bottom of the letters. A small green circle is at the end of the line on the right, indicating the starting point for writing.

h o p

A tracing exercise for the word 'hop'. The letters 'h', 'o', and 'p' are shown in a simple, bold font. The 'h' and 'p' are black, and the 'o' is purple. A solid green horizontal line runs across the bottom of the letters. A small green circle is at the end of the line on the right, indicating the starting point for writing.

t

o

p



c

o

t



h

o

t



n

o

t



d

o

t








r

o

t







c u b



t u b



r u b



s u b



b

u

g



j

u

g



d u g



r u g



h

u

g



m

u

g



bun.



tug.



n u n



s u n





f u n .



g u n



r u n



g u t



b

u

t



h

u

t



C

u

t



n

u

t



r

u

t



n

u

t



b

u

z



n

u

b



cud



ful



h u n



d u l





k u n .



m u m



s u p



m u s



r u p



t u s



n

u

g



g

u

g



p

u

g



p

u

t



r u p



c u f



r u p



c u f



c

a

g



n

a

f





r

a

j



m

a

b



r

a

f



j

a

t



b

a

l



k

a

m



b o a s .



t a d



n

a

z



h

a

l



p

a

g



n

a

t



g

a

g



h

a

b



g

e

p



n

e

b





p e m



n e n



t e m



n e c



s e e s



h e t



b e e s .



l e e n



n e n .



r e t



p

e

p



t

e

t



s e p



k e t



s i s



k i n





his



bik



c i b



d i l



trib



hicc



j i p



m i m



g i g



n i m



p i j



n i t



n i l



m i g



n

o

l



m

o

g





t

o

s



h

o

n



b o n



d o m



p

o

g



s

o

s



g

o

z



t

o

b



trib



hicc

